

# Artwork Approval Form




## Standard Shaped Bug Ribbons

ACK No.:  
Your Ref:  
Company:

Proofed By:  
Date:  
Proof:

1. PLEASE CHECK ARTWORK AND SPELLING AND CONSIDER ANY CHANGES THE ARTIST HAS MADE
2. Where the type size is smaller than 7.5pt the print quality may be affected on some products.
3. We cannot Pantone match on satin ribbon and full colour foam products.

### ARTWORK TO SIZE

<b>Circle</b>	<div>← 120 mm →</div> <div>← 15mm →</div>		<div>28 mm</div>
	<div>Bug sits here</div>	<div>Print area 75mm x 17mm</div>	
			
<b>Speech Bubble</b>	<div>← 130 mm →</div> <div>← 15mm →</div>		<div>30 mm</div>
	<div>Bug sits here</div>	<div>Print area 75mm x 17mm</div>	
			
<b>Heart</b>	<div>← 125 mm →</div> <div>← 15mm →</div>		<div>28 mm</div>
	<div>Bug sits here</div>	<div>Print area 75mm x 17mm</div>	
			

Bug Colour:  
Ribbon Colour:

Feet Colour:  
Print Colour:

Qty:  
Shape:

I HAVE THOROUGHLY CHECKED  
THIS PROOF FOR THE FOLLOWING:

LAYOUT:

☐

TEXT & SPELLING:  
(Typeface may be a nearest match)

☐

PRINT COLOUR(S):

☐

Please examine the following artwork very carefully, We CANNOT accept any responsibility for mistakes found after you have signed off artwork.

PLEASE TICK APPROPRIATE BOX AND SIGN

PROOF CORRECT  
PLEASE PROCEED

☐

PROOF INCORRECT  
PLEASE REPROOF

☐

PLEASE SIGN & DATE

Signature: \_\_\_\_\_ Date: \_\_\_\_\_

# Artwork Approval Form

## Standard Shaped Bug Ribbons

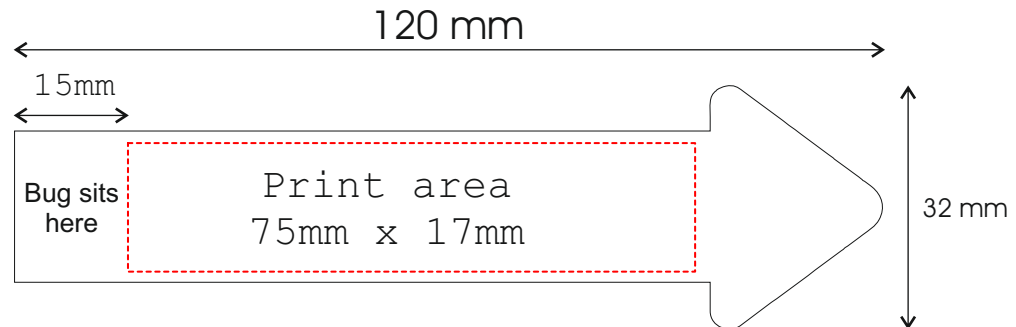
ACK No.:  
Your Ref:  
Company:

Proofed By:  
Date:  
Proof:

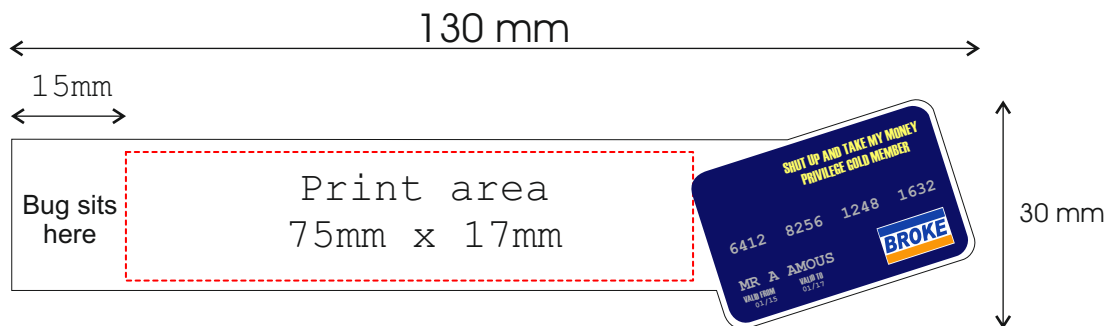
1. PLEASE CHECK ARTWORK AND SPELLING AND CONSIDER ANY CHANGES THE ARTIST HAS MADE
2. Where the type size is smaller than 7.5pt the print quality may be affected on some products.
3. We cannot Pantone match on satin ribbon and full colour foam products.

### ARTWORK TO SIZE

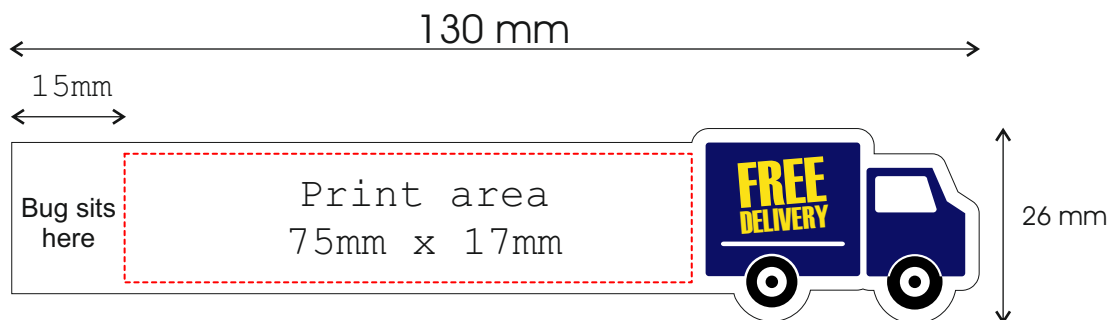
Arrow



Credit Card



Van



Bug Colour:  
Ribbon Colour:

Feet Colour:  
Print Colour:

Qty:  
Shape:

I HAVE THOROUGHLY CHECKED  
THIS PROOF FOR THE FOLLOWING:

LAYOUT:

☐

TEXT & SPELLING:  
(Typeface may be a nearest match)

☐

PRINT COLOUR(S):

☐

Please examine the following artwork very carefully, We CANNOT accept any responsibility for mistakes found after you have signed off artwork.

PLEASE TICK APPROPRIATE BOX AND SIGN

PROOF CORRECT  
PLEASE PROCEED

☐

PROOF INCORRECT  
PLEASE REPROOF

☐

PLEASE SIGN & DATE

Signature: ..... Date: .....

# Artwork Approval Form

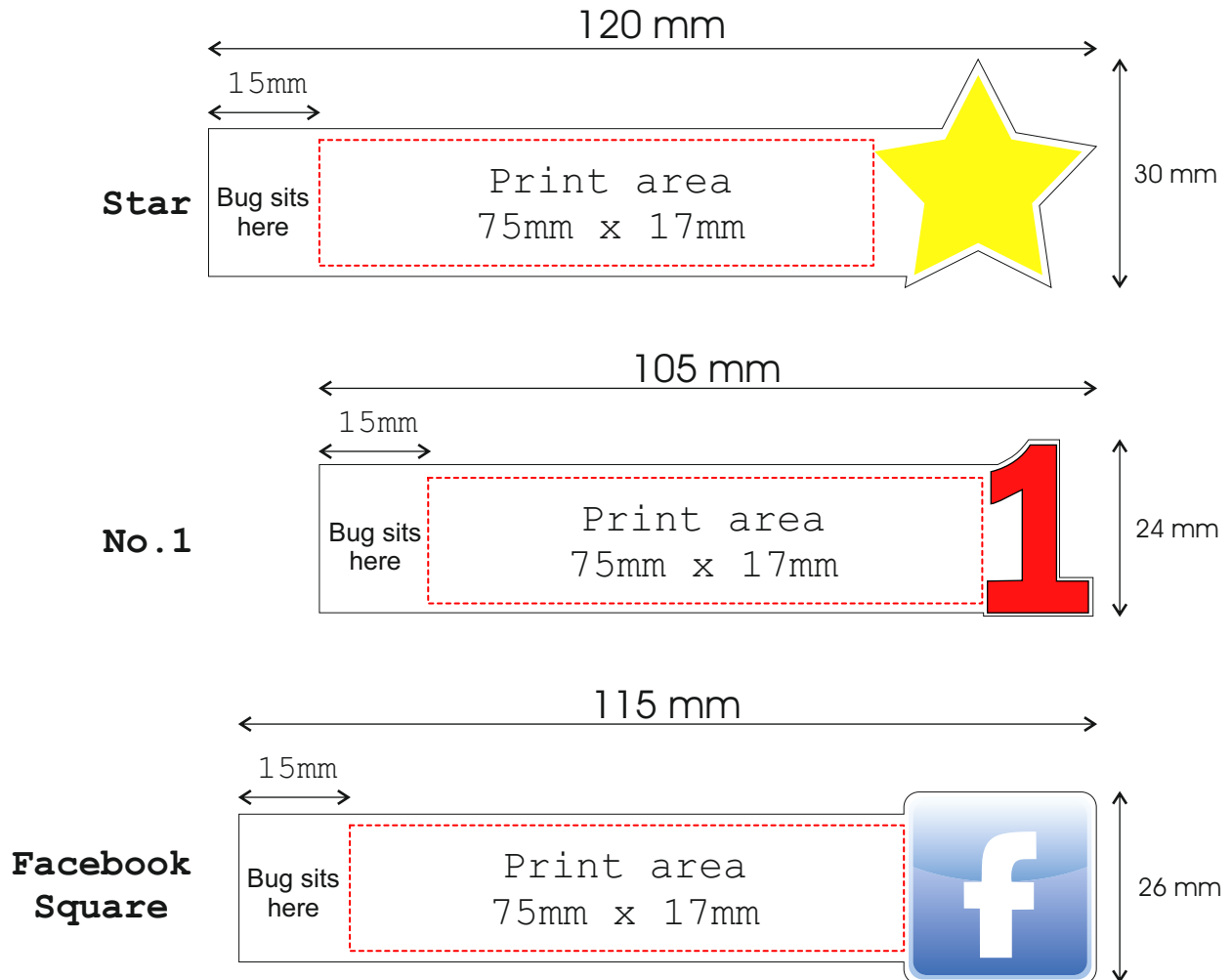
## Standard Shaped Bug Ribbons

ACK No.:  
Your Ref:  
Company:

Proofed By:  
Date:  
Proof:

1. PLEASE CHECK ARTWORK AND SPELLING AND CONSIDER ANY CHANGES THE ARTIST HAS MADE
2. Where the type size is smaller than 7.5pt the print quality may be affected on some products.
3. We cannot Pantone match on satin ribbon and full colour foam products.

### ARTWORK TO SIZE



Bug Colour:  
Ribbon Colour:

Feet Colour:  
Print Colour:

Qty:  
Shape:

I HAVE THOROUGHLY CHECKED  
THIS PROOF FOR THE FOLLOWING:

LAYOUT:

☐

TEXT & SPELLING:  
(Typeface may be a nearest match)

☐

PRINT COLOUR(S):

☐

Please examine the following artwork very carefully, We CANNOT accept any responsibility for mistakes found after you have signed off artwork.

PLEASE TICK APPROPRIATE BOX AND SIGN

PROOF CORRECT  
PLEASE PROCEED

☐

PROOF INCORRECT  
PLEASE REPROOF

☐

PLEASE SIGN & DATE

Signature: ..... Date: .....

# Artwork Approval Form

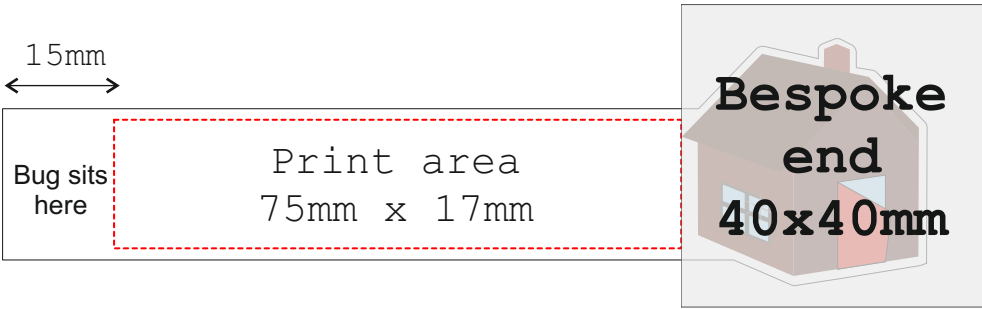
## Bespoke Bug Ribbons

ACK No.:  
Your Ref:  
Company:

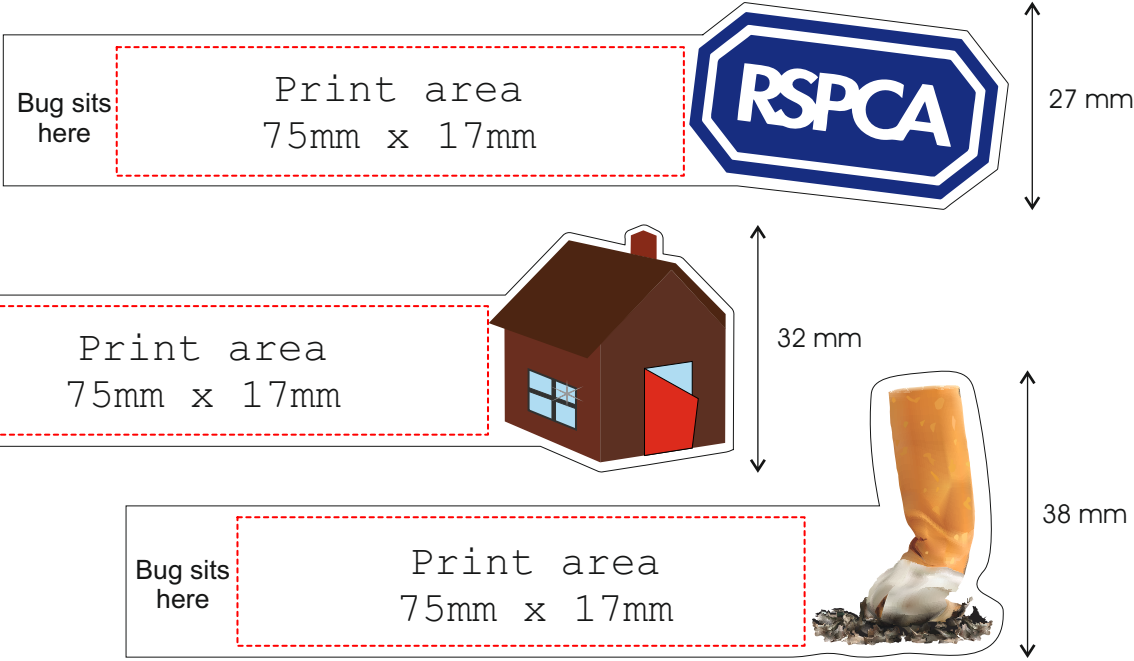
Proofed By:  
Date:  
Proof:

1. PLEASE CHECK ARTWORK AND SPELLING AND CONSIDER ANY CHANGES THE ARTIST HAS MADE  
2. Where the type size is smaller than 7.5pt the print quality may be affected on some products.  
3. We cannot Pantone match on satin ribbon and full colour foam products.

### ARTWORK TO SIZE



### Bespoke Examples



Bug Colour:  
Ribbon Colour:

Feet Colour:  
Print Colour:

Qty:  
Shape:

I HAVE THOROUGHLY CHECKED  
THIS PROOF FOR THE FOLLOWING:

LAYOUT:

☐

TEXT & SPELLING:  
(Typeface may be a nearest match)

☐

PRINT COLOUR(S):

☐

Please examine the following artwork very carefully, We CANNOT accept any responsibility for mistakes found after you have signed off artwork.

PLEASE TICK APPROPRIATE BOX AND SIGN

PROOF CORRECT  
PLEASE PROCEED

☐

PROOF INCORRECT  
PLEASE REPROOF

☐

PLEASE SIGN & DATE

Signature: \_\_\_\_\_ Date: \_\_\_\_\_